

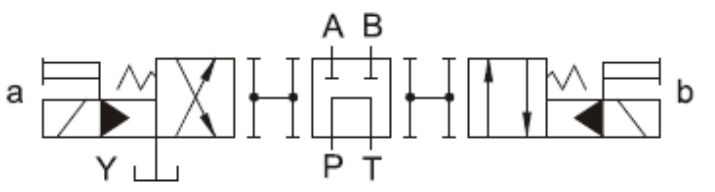
Additional Date/Spec Sheet

Cetop 8 NG25 Pilot Operated Directional Control Valve – **SPOOL ONLY** – 3C60

These Spools will only work in a Hystar Valve.






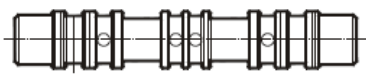
HYSTAR®

LIST OF SPOOL FUNCTIONS (DSHG-04/06/10)

| SPRING CENTERED 3 POSITION | GRAPHIC SYMBOLS (STANDARD) |
|-------------------------------|---|
| 3C60 |  |

HYSTAR®

LIST OF NORMAL SPOOL STRUCTURE (DSHG-04/06/10)

| MODEL |   | HYDRAULIC SYMBOLS | DSHG-06 |
|-------|--|---|--|
| 3C60 | 2  2  |  |  |

Note :  is " Retainer ",  is " Spring ".

Additional Data

NG25 Valves are operated by NG6 solenoid valves on top. For double solenoid NG25 valves, use the DSG 3C4 No1 valve and for single Solenoid NG25 valve use a DSHG 3C2 or 3C3 N06 together with a DSG 2B3 No1 valve. All NG25 valves can be set up in our workshop as "internal" or "external" pilot and "internal" or "external" drain. Ask for assistance if you are not quite clear on this. It is VERY important that the correct configuration be given.!

NG25 Valves require a minimum of 4-8Bar, max 250Bar pilot pressure!

High Flow

DSHG-(N)-06 are capable of controlling oil flow up to 500Lpm (132gpm)

Flow rate is a little different between different spool types

High Pressure

DSHG-(N)-06 Max operating pressure up to 315Bar (4500Psi)

Totally enclosed molded coil. Specially treated pressure resistant inner tube (SUS304). High grade steel cored (C2503) coil with wet solenoid. All moving parts are immersed in operating oil and muffled to provide low noise operation.

Backpressure

DSHG-(N)-06 permissible backpressure, internal drain 160Bar (2300Psi) and 210Bar (3000Psi) for external drain.

Pipe the return back to tank below the oil level.

Body

Bodies are of high tensile cast iron with large shell cored passages. Spool bores are precision honed with accurately machined land locations.

Spools

Spools are hardened alloy steel (SCM21), precision ground and incorporate balancing grooves. All spools are interchangeable with valve body simplifying maintenance.

Assembly Installation

Spring Centered 3c* valves have no orientation limitation. The DSHG-(N)-06 mounting surface dimensions confirm to ISO 4401, Hydraulic fluid power-Four-port directional control valves-mounting surface. The installation surface should be finer than 6.3S.