

**Additional Data/Spec Sheet**

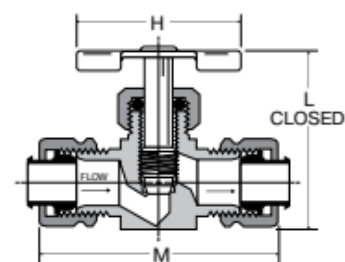
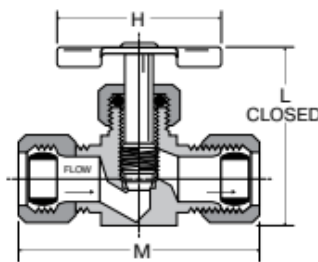
LP Brass Adapter Fittings – Compression x Compression Needle Valve



NV105C



NV105CA



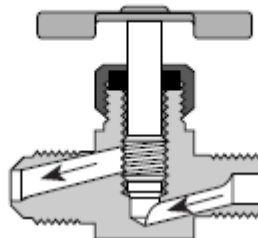
**Needle Valve NV105C-NV105CA**

Compression to Compression

\*Provided with Pin Handle

Temperature Range: -45° to +250° F (-42.7° to +121.1° C)

PART NO.	TUBE SIZE	H	L	M
NV105C-4*	1/4	1.50	1.41	1.75
NV105C-5*	5/16	1.50	1.35	1.73
NV105C-6	3/8	1.38	1.55	1.93
NV105CA-4*	1/4	1.50	1.41	1.64
NV105CA-6	3/8	1.38	1.55	1.78



**Needle Valves Installation Instructions**

Series NV valves should always be installed with the pressure against the seat. Refer to drawing to determine correct direction of flow.