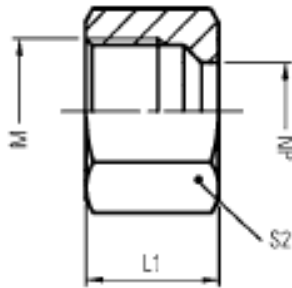


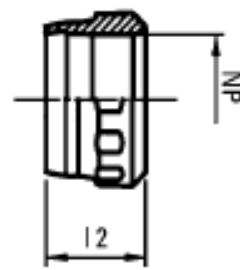
Spec/Additional Data Sheet

D and M – Nut and Cutting Ring Specs

(A) Nut



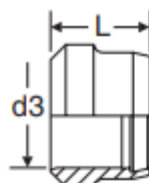
(B) Profile Ring



Series	Bar (psi)	Tube O.D.	(A) & (B)		(A)	(B)	M	l ₁	S ₂	l ₂
			Part Number	Type	Part Number	Part Number				
LL	100 (1450)	4	WAL626000	SR-M 4 LL	WAL039838	WAL039862	M 8 x 1,0	11,0	10	6,0
		6	WAL626001	SR-M 6 LL	WAL039840	WAL039864	M 10 x 1,0	11,5	12	7,0
		8	WAL626002	SR-M 8 LL	WAL039841	WAL039865	M 12 x 1,0	12,0	14	7,0
	500 7252	6	WAL626003	PR-M 6 L	WAL039842	WAL372404	M 12 x 1,5	14,5	14	9,8
		8	WAL626004	PR-M 8 L	WAL039843	WAL372405	M 14 x 1,5	14,5	17	9,5
		10	WAL626005	PR-M 10 L	WAL039844	WAL372406	M 16 x 1,5	15,5	19	10,0
L	400 (5801)	12	WAL626006	PR-M 12 L	WAL039845	WAL372407	M 18 x 1,5	15,5	22	9,5
		15	WAL626007	PR-M 15 L	WAL039846	WAL372408	M 22 x 1,5	17,0	27	9,8
		18	WAL626008	PR-M 18 L	WAL039847	WAL372409	M 26 x 1,5	18,0	32	9,8
	250 (3826)	22	WAL626009	PR-M 22 L	WAL039848	WAL372410	M 30 x 2,0	20,0	36	10,5
		28	WAL626010	PR-M 28 L	WAL039849	WAL372411	M 36 x 2,0	21,0	41	11,0
		35	WAL626011	PR-M 35 L	WAL039850	WAL372412	M 45 x 2,0	24,0	50	13,0
800 (11603)	42	WAL626012	PR-M 42 L	WAL039851	WAL372413	M 52 x 2,0	24,0	60	13,0	
	6	WAL626013	PR-M 6 S	WAL039852	WAL372404	M 14 x 1,5	16,5	17	9,8	
	8	WAL626014	PR-M 8 S	WAL039853	WAL372405	M 16 x 1,5	16,5	19	9,5	
S	630 9137	10	WAL626015	PR-M 10 S	WAL039854	WAL372406	M 18 x 1,5	17,5	22	10,0
		12	WAL626016	PR-M 12 S	WAL039855	WAL372407	M 20 x 1,5	17,5	24	9,5
		16	WAL626018	PR-M 16 S	WAL039857	WAL372415	M 24 x 1,5	20,5	30	10,3
	420 (6091)	20	WAL626019	PR-M 20 S	WAL039858	WAL372416	M 30 x 2,0	24,0	36	12,0
		25	WAL626020	PR-M 25 S	WAL039859	WAL372417	M 36 x 2,0	27,0	46	12,0
		30	WAL626021	PR-M 30 S	WAL039860	WAL372418	M 42 x 2,0	29,0	50	13,0
	38	WAL626022	PR-M 38 S	WAL039861	WAL372419	M 52 x 2,0	32,5	60	13,0	

DPR

Progressive Ring
For L and S series only



DPR:
Progressive Ring



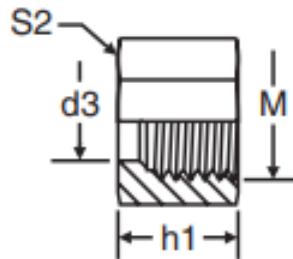
D:
Cutting Ring

D
Cutting (Locking) Ring
For LL series only

STANDARD FROM STOCK			d3 TUBE O.D. (mm)	L (mm)
TUBE FITTING PART #				
STEEL	STAINLESS	BRASS		
D04LLX	D04LL71X	D04LLMSX	4	6.0
D06LLX	D06LL71X	D06LLMSX	6	7.0
D08LLX	D08LL71X	D08LLMSX	8	7.0
D10LLX	—	D10LLMSX	10	7.0
D12LLX	—	D12LLMSX	12	7.5
DPR06LX*	DPR06L71X*	D06LMSX*	6	9.5
DPR08LX*	DPR08L71X*	D08LMSX*	8	9.5
DPR10LX*	DPR10L71X*	D10LMSX*	10	10.5
DPR12LX*	DPR12L71X*	D12LMSX*	12	10.0
DPR15LX	DPR15L71X	D15LMSX	15	10.0
DPR18LX	DPR18L71X	D18LMSX	18	10.0
DPR22LX	DPR22L71X	D22LMSX	22	10.5
DPR28LX	DPR28L71X	D28LMSX	28	10.5
DPR35LX	DPR35L71X	D35LMSX	35	13.5
DPR42LX	DPR42L71X	D42LMSX	42	13.5
DPR14SX	DPR14S71X	D14SMSX	14	10.0
DPR16SX	DPR16S71X	D16SMSX	16	10.5
DPR20SX	DPR20S71X	D20SMSX	20	12.5
DPR25SX	DPR25S71X	D25SMSX	25	12.5
DPR30SX	DPR30S71X	D30SMSX	30	13.0
DPR38SX	DPR38S71X	D38SMSX	38	13.5

M

Nut



STANDARD FROM STOCK			d3 TUBE O.D. (mm)	M Metric Thread	S2 (mm)	h1 (mm)
TUBE FITTING PART #						
STEEL	STAINLESS	BRASS				
M04LLA3CX	M04LL71X	M04LLMSX	4	M8 x 1	10	11.0
M06LLA3CX	M06LL71X	M06LLMSX	6	M10 x 1	12	11.5
M08LLA3CX	M08LL71X	M08LLMSX	8	M12 x 1	14	13.0
M10LLA3CX	—	M10LLMSX	10	M14 x 1	17	13.0
M12LLA3CX	—	M12LLMSX	12	M16 x 1	19	13.0
M06LA3CX	M06LEODURX	M06LMSX	6	M12 x 1.5	14	15.0
M08LA3CX	M08LEODURX	M08LMSX	8	M14 x 1.5	17	15.0
M10LA3CX	M10LEODURX	M10LMSX	10	M16 x 1.5	19	16.0
M12LA3CX	M12LEODURX	M12LMSX	12	M18 x 1.5	22	16.0
M15LA3CX	M15LEODURX	M15LMSX	15	M22 x 1.5	27	17.5
M18LA3CX	M18LEODURX	M18LMSX	18	M26 x 1.5	32	18.5
M22LA3CX	M22LEODURX	M22LMSX	22	M30 x 2	36	20.5
M28LA3CX	M28LEODURX	M28LMSX	28	M36 x 2	41	21.0
M35LA3CX	M35LEODURX	M35LMSX	35	M45 x 2	50	24.0
M42LA3CX	M42LEODURX	M42LMSX	42	M52 x 2	60	24.0
M06SA3CX	M06SEODURX	M06SMSX	6	M14 x 1.5	17	17.0
M08SA3CX	M08SEODURX	M08SMSX	8	M16 x 1.5	19	17.0
M10SA3CX	M10SEODURX	M10SMSX	10	M18 x 1.5	22	18.0
M12SA3CX	M12SEODURX	M12SMSX	12	M20 x 1.5	24	18.0
M14SA3CX	M14SEODURX	M14SMSX	14	M22 x 1.5	27	21.0
M16SA3CX	M16SEODURX	M16SMSX	16	M24 x 1.5	30	21.0
M20SA3CX	M20SEODURX	M20SMSX	20	M30 x 2	36	24.5
M25SA3CX	M25SEODURX	M25SMSX	25	M36 x 2	46	27.0
M30SA3CX	M30SEODURX	M30SMSX	30	M42 x 2	50	29.0
M38SA3CX	M38SEODURX	M38SMSX	38	M52 x 2	60	32.5