

Make it Happen!!

021 511 0 590

service1@fluidco.co.za

40 Industry Road, Paarden Eiland

www.fluidco.co.za



Solenoid Cartridge Valves Catalogue



FLUIDCO

HYDRAULIC SYSTEMS



THV | The
Hose
Van

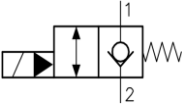



www.thehosevan.co.za

Fluidco - Solenoid Cartridge Valves Catalogue - Page Index

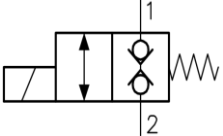

Description	Pg nr
Size 28 N/C Single Poppet Cartridge Valves	1
Size 28 N/C Double Poppet Cartridge Valves	1
Size 28 N/O Single Poppet Cartridge Valves	1
Size 28 N/O Double Poppet Cartridge Valves	1
Size 28 Valve Block / Body	1
Size 28 Coils	2
Size 30 - Cartridge, Body & Coils	2
Size 50 - Cartridge, Body & Coils	3
EPP Size 50 Cartridge Valves	3
V6068 Complete Single Poppet Cartridge Valve Units	3

Solenoid Cartridge Valves & Spares Catalogue

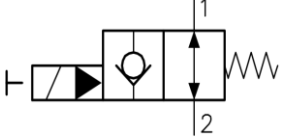

Size-28 N/C Single Poppet Cartridge Valve

	Single Poppet type valves are normally closed from side port(1)inlet, to bottom port(2)outlet, until energized, then opens. 210bar, 18Lpm, 3/8". Sometimes has manual override. Cartridges: DBB, BDC, DBF, DBG, ECP28-22B2	
1C-B28NC-S	Cartridge N/C - Size 28 Single Poppet	
	18Lpm, 210Bar	
	DBF, DBB, ECP28-22B2	
1C-B28NC-SM	Cartridge N/C - Size 28 Single Poppet	
	18Lpm, 210Bar, Man-Knob	
	Brass Knob Manual Override	
1C-B28NC-SMP	Cartridge N/C - Size 28 Single Poppet	
	18Lpm, 210Bar, Man-Pin	
	Pin Type Manual Override	

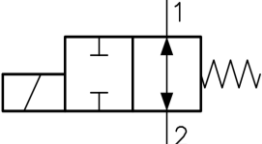

Size-28 N/C Double Poppet Cartridge Valve

	Double Poppet type valves are normally closed from both sides, until unenergized, then opens on both sides. 210bar, 18Lpm, 3/8" Cartridges: ECD28-2202	
1C-B28NC-D	Cartridge N/C - Size 28 Double Poppet 18Lpm, 210Bar	



Size-28 N/O Single Poppet Cartridge Valve

	Single Poppet type valves are normally open from side port(1) inlet, to bottom port(2) outlet, until energized, then closes. 210bar, 30Lpm, 3/8" Cartridges: DBA, ECP28-22B1	
1C-B28-NO-S	Cartridge N/O - Size 28 Single Poppet 30Lpm, 210Bar	





Size-28 N/O Double Poppet Cartridge Valve

	Double Poppet type valves are normally open from both sides, until energized, then closes on both sides. 210Bar, 30Lpm, 3/8" Cartridges: ECD28-2201	
1C-B28-NO-D	Cartridge N/O - Size 28 Double Poppet 30Lpm, 210Bar	







Size-28 Valve Block / Body

1C-B28B-04S	Block-28, G04, Straight, 2Ports 2Position, 1/4"	
1C-B28B-04	Block-28, G04, 90°, 2Ports 2Position, 1/4" Side = Inlet, Bottom = Outlet	
1C-B28B-06	Block-28, G06, 90°, 2Ports 2Position, 3/8" Side = Inlet, Bottom = Outlet	
1C-B28B-06GR	Block-28, Green, G06, 90°, 2Ports 2Position, 3/8" Side = Inlet, Bottom = Outlet	


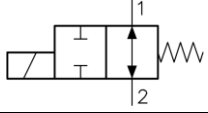




Size-28 Valve Block / Body

1C-B28B-04S	Block-28, G04, Straight, 2Ports 2Position, 1/4"	
1C-B28B-04	Block-28, G04, 90°, 2Ports 2Position, 1/4" Side = Inlet, Bottom = Outlet	
1C-B28B-06	Block-28, G06, 90°, 2Ports 2Position, 3/8" Side = Inlet, Bottom = Outlet	
1C-B28B-06GR	Block-28, Green, G06, 90°, 2Ports 2Position, 3/8" Side = Inlet, Bottom = Outlet	


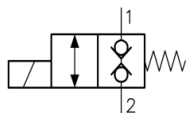

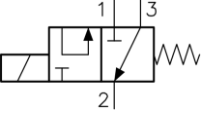




Size-28 Coils

1C-B28C-12VDC	Size 28 - Coil, 12 VDC, DIN, 18 Watts	
1C-B28C-24VDC	Size 28 - Coil, 24 VDC, DIN, 18 Watts	
1C-B28C-24VRAC	Size 28 - Coil, 24 VRAC, 18 Watts Uses Rectified Din Needs Rectifier Plug	
1C-B28C-110VAC	Size 28 - Coil, 110 VAC, DIN, 18 Watts Can only be used with N/C Valves! Not for N/O Valves!	
1C-B28C-220VAC	Size 28 - Coil, 220 VAC, DIN, 18 Watts Can only be used with N/C Valves! Not for N/O Valves!	
1C-B28C-220VRAC	Size 28 - Coil, 220 VRAC, 18 Watts Uses Rectified Din Needs Rectifier Plug	


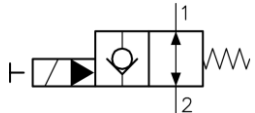

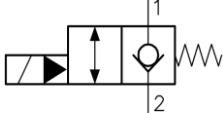
Size 30 Cartridge, Body & Coils

	1C-B30-3WAY-CAR	FLUCOM Size 30 - Spool Type Cartridge Valve 3Ports, 2Position, 3/8" 30Lpm, 350Bar	
	1C-B30-3WAY-BOD	FLUCOM Aluminum G06 Body 3Ports, 2Position, G06 - 3/8" Also for Flow Divider	
	1C-B30-12VDC	FLUCOM Coil, 12VDC, 28.5Watt, 100% ED, ID16, L50mm	
1C-B30-24VDC	FLUCOM Coil, 24VDC, 28.5Watt, 100% ED, ID16, L50mm		
1C-B30-220VAC	FLUCOM Coil, 220VAC, 28.5Watt, 100% ED, ID16, L50mm		

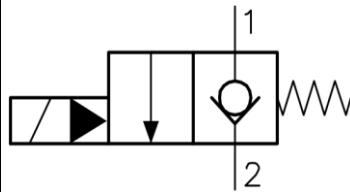
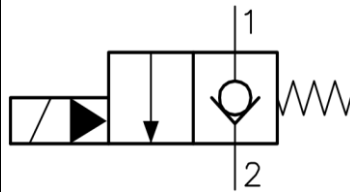



Size 50 Cartridge, Body & Coils

	Size 50 - Poppet Type Double Cartridge Valve FLUCOM 50Lpm, 350Bar Normally Closed	
	FLUCOM Size 50 - Spool Type Poppet Cartridge Valve 3 Ports, 2 Position 60Lpm, 315Bar	
	FLUCOM G06 Aluminum Body 3Ports, 2Position, G06 Also for Flow Divider (Can use 1FD-BODY50)	
	FLUCOM Coil, 24VDC, 33Watt, 100% ED, ID19, L56mm	
	FLUCOM Coil, 12VDC, 33Watt, 100% ED, ID19, L55mm	
	FLUCOM Coil, 220VAC, 33Watt, 100% ED, ID19, L55mm	

EPP Size 50 Spool Type Poppet Cartridge Valves

	N/O Cartridge, 100Lpm, 350Bar - B50 Coil	
	N/C Cartridge, 100Lpm, 350Bar - B50 Coil	

Complete Single Poppet Cartridge Valve Units

	N/C Single Poppet type Cartridge Valve unit Includes: G12 Body, 70Lpm 210Bar Cartridge, 12VDC Coil and Din Plug	
	N/C Single Poppet type Cartridge Valve unit Includes: G12 Body, 70Lpm 210Bar Cartridge, 24VDC Coil and Din Plug	
	N/C Single Poppet type Cartridge Valve unit Includes: G12 Body, 70Lpm 210Bar Cartridge, 110VAC Coil and Din Plug	
	N/C Single Poppet type Cartridge Valve unit Includes: G12 Body, 70Lpm 210Bar Cartridge, 220VAC Coil and Din Plug	
	N/O Single Poppet type Cartridge Valve unit Includes: G12 Body, 70Lpm 210Bar Cartridge, 12VDC Coil and Din Plug	
	N/O Single Poppet type Cartridge Valve unit Includes: G12 Body, 70Lpm 210Bar Cartridge, 24VDC Coil and Din Plug	
	N/O Single Poppet type Cartridge Valve unit Includes: G12 Body, 70Lpm 210Bar Cartridge, 220VAC Coil and Din Plug	