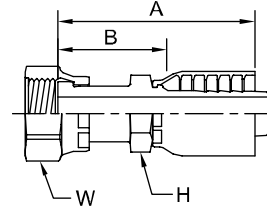


43 Series Fittings

Seal Lok®

Use with 301, 301LT, 304, 341, 381, 421, 421HT, 421WC, 424, 431, 436, 451TC, 471, 471ST, 481, 601, 604, and 881 hoses.

1JS43 Female Seal-Lok® - Swivel Straight - Long

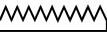





^ Must use Parkrimp 2 or Superkrimp and Die Part No. 83C-A20H.

Note: Seal-Lok® torque table in Section G.

Note: Seal-Lok® O-Rings are listed in Section F.

Note: "C" - Stainless Steel Fitting. Must be crimped with Karrykrimp 2, PHastkrimp, Superkrimp, or Parkrimp 2.

# Part Number						A						B	
	Thread			Hose		inch	mm	inch	inch	inch	inch	inch	mm
	inch			inch									
1JS43-4-4	1/4	9/16x18	-4	1/4	-4	2.08	53	9/16	11/16	1.33	34		
1JS43-4-6	1/4	9/16x18	-4	3/8	-6	2.19	56	11/16	11/16	1.18	30		
1JS43-6-4	3/8	11/16x16	-6	1/4	-4	2.15	55	9/16	13/16	1.40	36		
1JS43-6-6	3/8	11/16x16	-6	3/8	-6	2.26	57	11/16	13/16	1.26	32		
1JS43-6-8	3/8	11/16x16	-6	1/2	-8	2.50	64	13/16	13/16	1.25	32		
1JS43-8-4	1/2	13/16x16	-8	1/4	-4	2.27	58	11/16	15/16	1.52	39		
1JS43-8-6	1/2	13/16x16	-8	3/8	-6	2.51	64	11/16	15/16	1.51	38		
1JS43-8-8	1/2	13/16x16	-8	1/2	-8	2.65	67	13/16	15/16	1.40	36		
1JS43-8-10	1/2	13/16x16	-8	5/8	-10	2.90	74	15/16	15/16	1.46	37		
1JS43-8-12+	1/2	13/16x16	-8	3/4	-12	2.94	75	1-1/16	15/16	1.51	38		
1JS43-10-6	5/8	1x14	-10	3/8	-6	2.63	67	11/16	1-1/8	1.62	41		
1JS43-10-8	5/8	1x14	-10	1/2	-8	2.89	73	13/16	1-1/8	1.64	42		
1JS43-10-10	5/8	1x14	-10	5/8	-10	3.07	78	15/16	1-1/8	1.66	42		
1JS43-10-12	5/8	1x14	-10	3/4	-12	3.08	78	1-1/16	1-1/8	1.65	42		
1JS43-12-8	3/4	1-3/16x12	-12	1/2	-8	2.89	73	15/16	1-3/8	1.64	42		
1JS43-12-10	3/4	1-3/16x12	-12	5/8	-10	3.19	81	1	1-3/8	1.75	44		
1JS43-12-12	3/4	1-3/16x12	-12	3/4	-12	3.29	84	1-1/16	1-3/8	1.86	47		
1JS43-12-12C+	3/4	1-3/16x12	-12	3/4	-12	3.31	84	1-1/16	1-3/8	1.87	47		
1JS43-12-16	3/4	1-3/16x12	-12	1	-16	3.51	89	1-5/16	1-3/8	1.92	49		
1JS43-16-12	1	1-7/16x12	-16	3/4	-12	3.37	86	1-3/8	1-5/8	1.94	49		
1JS43-16-16	1	1-7/16x12	-16	1	-16	3.60	91	1-3/8	1-5/8	2.01	51		
1JS43-16-20	1	1-7/16x12	-16	1-1/4	-20	4.04	103	1-3/4	1-5/8	2.39	61		
1JS43-20-16	1-1/4	1-11/16x12	-20	1	-16	3.64	92	1-3/4	1-7/8	2.02	51		
1JS43-20-20	1-1/4	1-11/16x12	-20	1-1/4	-20	3.77	96	1-3/4	1-7/8	2.08	53		
1JS43-24-20^	1-1/2	2x12	-24	1-1/4	-20	3.88	99	1-3/4	2-1/4	2.23	57		
1JS43-24-24	1-1/2	2x12	-24	1-1/2	-24	3.63	92	2	2-1/4	2.26	57		
1JS43-24-32+	1-1/2	2x12	-24	2	-32	4.37	111	1-7/8	2-7/8	2.59	66		
1JS43-32-32+	2	2-1/2x12	-32	2	-32	4.72	120	2-1/2	2-7/8	2.94	75		

+ Non-standard